



A 12 PAGE GUIDE WITH EVERYTHING YOU NEED TO CONSIDER

THE COMPLETE PLANNING GUIDE FOR YOUR

Kitchen Remodel

WWW.SIMASPACE.COM

KITCHEN RENOVATION PLANNING GUIDE

LAYOUT

WHAT WORKS & WHAT DOESN'T? WHAT WOULD YOU LIKE TO CHANGE OR ADD?

FUNCTION

WHAT IS IMPORTANT TO YOU? (THINK STORAGE, APPLIANCES, SEATING, COUNTERSPACE, AESTHETICS, COOKING ETC.)

STYLE
PREFERENCES

CABINETY COLORS AND STYLES, COUNTERTOP MATERIALS, LIGHTING STYLES, SHELVING STYLES, OVERALL AESTHETIC GOALS

KITCHEN RENOVATION PLANNING GUIDE

STORAGE

WILL YOU INCORPORATE STORAGE FOR CERTAIN ITEMS, LIKE CHINA, SMALL APPLIANCES, COOKWARE, SPICES ETC.?

BUDGET

WHAT IS THE ABSOLUTE HIGHEST AMOUNT YOU ARE COMFORTABLE BUDGETING FOR YOUR PROJECT?

HIRE VS DIY

ARE THERE CERTAIN PARTS YOU WILL HIRE OUT VS DIY?

APPLIANCES

Total budget: _____
Fridge budget: _____
Range budget: _____
Wall oven budget: _____

Dishwasher budget: _____
Microwave budget: _____
Range hood budget: _____
Other appliance budget: _____

REFRIGERATOR

- Finish: white, black, stainless, panel, other
- Size: width:_____ depth:_____ height:_____
- Special features:

RANGE

- Finish: white, black, stainless, other
- Size: width:_____
- Gas, electric, dual fuel, induction
- Special features:

DISHWASHER

- Finish: white, black, stainless, panel, other
- Size: width:_____
- Special features:

MICROWAVE

- Finish: white, black, stainless, other
- Builtin, counter, above range, or drawer
- Size: width:_____ depth:_____ height:_____
- Special features:

RANGE HOOD

- Style: standalone, builtin, under cabinet
- Size: width:_____
- If builtin, type of surround:

WALL OVEN

- Single or double?
- Size: width:_____ height:_____
- Gas vs electric
- Special features:

OTHER APPLIANCES (WINE COOLER, FREEZER DRAWER ETC.)

CABINETS DESIGN

- STYLE: INSET, FULL OVERLAY, PARTIAL OVERLAY
- FLOATING OR OPEN SHELVES?
- COLOR(S):
- STORAGE FEATURES:
- POTS & PANS STORAGE:
- PANTRY STORAGE:
- HEIGHT OF UPPERS:
- OTHER DETAILS (CROWN MOULDING? TOE KICK STYLE? LEGS? WINE RACK?)
- CABINETS BUDGET:
- CABINETS VENDOR:

COUNTERTOP DETAILS

- COLOR/MATERIAL:


- ISLAND? DIFFERENT MATERIAL?

- COUNTERTOP DIMENSIONS (SQFT):


- COUNTERTOP BUDGET:

- EDGE PROFILE:


- QUOTE 1
(MATERIALS +
INSTALLATION):




Straight Edge



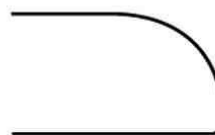
Quarter Round
(Top + Bottom)



Quarter Round



Full Bullnose



Demi Bullnose



Half Bullnose

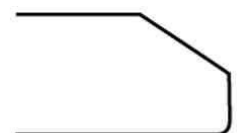
- QUOTE 2
(MATERIALS +
INSTALLATION):



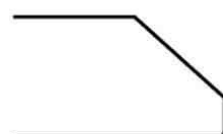
Quarter Bevel
(Top + Bottom)



Quarter Bevel



Half Bevel



1-inch Bevel



Ogee Edge - Premium

Image via Arkadia Surfaces.com

<https://www.arkadiasurfaces.com/services/edge-profiles/>

PLUMBING DETAILS

- SINK
 - UNDERMOUNT, APRON, OR OVERMOUNT
 - DOUBLE OR SINGLE BOWL
 - MATERIAL/COLOR:
 - BUDGET:

- FAUCET:
 - TYPE: BRIDGE, SINGLE HANDLE, DOUBLE HANDLE
 - SPRAYER ATTACHED OR SEPARATE
 - COLOR/MATERIAL
 - SPECIAL FEATURES:
 - BUDGET:

- DISPOSAL? Y/N
 - BUDGET:

- PREP SINK? Y/N
 - LOCATION:
 - MATERIAL:
 - FAUCET TYPE:
 - FAUCET COLOR/MATERIAL:
 - BUDGET:

- POT FILLER? Y/N
 - COLOR/MATERIAL:
 - HANDLE STYLE:
 - BUDGET:

- PLUMBING INSTALLATION COSTS:

ELECTRICAL DETAILS

- TOTAL LIGHTING BUDGET:
- LIGHT OVER SINK? Y/N
 - PENDANT, FLUSHMOUNT, SCONCE
 - BUDGET:
- RECESSED LIGHTING? Y/N
 - NUMBER OF LIGHTS:
- UNDER CABINET LIGHTING? Y/N
 - BUDGET:
 - SPECIAL FEATURES:
- ISLAND/PENINSULA LIGHTING?
 - AMOUNT OF LIGHTS:
 - SIZE RANGE:
 - FINISH/STYLE:
 - TOTAL BUDGET:
- SPECIAL OUTLET FEATURES (USB, NIGHTLIGHT ETC.):
- SPECIAL OUTLET LOCATIONS (IN ISLAND, HIDDEN IN CABINETS OR DRAWER ETC)
- ELECTRICAL INSTALLATION COSTS:

OTHER DETAILS

- WALL PAINT COLOR:

- CEILING PAINT COLOR:

- TRIM PAINT COLOR:

- FLOORING:
 - TYPE (HARDWOOD, ENGINEERED, LVP, TILE)
 - QUANTITY NEEDED (SQFT):
 - BUDGET:
 - INSTALLATION COSTS:

- BACKSPLASH:
 - TYPE:
 - SOURCE:
 - QUANTITY NEEDED (SQFT):
 - GROUT COLOR:
 - TILE BUDGET:
 - INSTALLATION COSTS:

- HARDWARE
 - COLOR:
 - TYPE (HANDLE, KNOB, CUP, LATCH, OTHER):
 - QUANTITY NEEDED:
 - HARDWARE BUDGET:

- SEATING (IF ISLAND/PENINSULA/EAT-IN):
 - STOOL HEIGHT:
 - QUANTITY:
 - BACK TYPE (LOW, HIGH, BACKLESS):
 - SHAPE:
 - MATERIAL:
 - TOTAL BUDGET:

OTHER COSTS

- WINDOW(S)
 - SIZE:
 - COLOR:
 - BUDGET:

- WINDOW TREATMENTS:
 - TYPE:
 - COLOR:
 - BUDGET:

- PERMITS:

- DUMPSTERS:

- DRYWALL WORK:

- UNEXPECTED COSTS (10-30% OF BUDGET):

- ARCHITECT FEES:

- DESIGNER FEES:


- ENGINEER FEES:

- CONTRACTOR FEES:

TOTAL COSTS

Item	Budget	Actual Cost
Appliances		
Cabinetry		
Countertop		
Plumbing fixtures		
Light fixtures		
Paint		
Flooring		
Hardware		
Backsplash		
Seating		
Labor		
Miscellaneous		

CURRENT LAYOUT



NEW LAYOUT

